
































## Colour Chart for AURO 250 Gloss and 260 Matt Silk Water Miscible Paints

Because of the natural products used the properties are not always constant. Colour variation may occur from the colour chart, batch to batch and can also be affected by the type of surface, its porosity and moisture content.

Sample pots are available for to help with colour matching.

			
<b>250/260-15 Yellow Ochre</b>	<b>250/60-15: 35% Maize</b>	<b>250/60-15: 5% Corn</b>	<b>250/60-15: 25% 250/60-90: 75%</b>
			
<b>250/260-33 English Red</b>	<b>250/60-33: 35% Cinnamon</b>	<b>250/60-33: 5% Fiesta</b>	<b>250/60-15: 10% 250/60-90: 90%</b>
			
<b>250/260-37 Persian Red</b>	<b>250/60-37: 35% Mulberry</b>	<b>250/60-37: 5% Lily</b>	<b>250/60-15: 8% 250/60-65: 1% 250/60-90: 91%</b>
			
<b>250/260-55 Ultramarine Blue</b>	<b>250/60-55: 40% Bluebell</b>	<b>250/60-55: 10% Blue Moon</b>	<b>250/60-83: 19% 250/60-15: 11% 250/60-90: 70%</b>
			
<b>250/260-65 Green</b>	<b>250/60-65: 40% Leaf</b>	<b>250/60-65: 10% Dewdrop</b>	<b>250/60-33: 44% 250/60-15: 32% 250/60-90: 24%</b>
			
<b>250/260-83 Brown</b>	<b>250/60-83: 35% Thistle</b>	<b>250/60-83: 5% Sierra</b>	<b>250/60-99: 3% 250/60-83: 2% 250/60-90: 95%</b>
			
<b>250/260-87 Brown Oxide</b>	<b>250/60-87: 35% Pebble</b>	<b>250/60-87: 5% Ash</b>	<b>250/60-55: 5% 250/60-90: 95%</b>
			
<b>250/260-99 Earthen Black</b>	<b>250/60-99: 35% Dark Grey</b>	<b>250/60-99: 5% Mid Grey</b>	